



IP-Based Interfaces

Wi-Fi & Ethernet



Easy Setup/Install Kit

5 Minutes Out-of-Box to On-Air



Improved Throughput

22 kbps Uplink (10X)
88 kbps Downlink (36X)

Quicksilver QS-100 Terminal

The QS-100 delivers the latest Iridium Certus 100 mid-band service in a compact, rugged package for global on-the-move (OTM), over-the-horizon (OTH), and beyond-line-of-sight (BLOS) connectivity. Suitable for both standalone usage and embedded integration, it simplifies low-profile installations by employing a small detachable, passive, omnidirectional antenna. The QS-100's modular design makes it the ideal mid-band solution for remote command and control (C2), diagnostic monitoring, telemetry, and voice applications.

Key Features

- Mobile and desktop web browser-based management (Chrome, Firefox, Edge, Internet Explorer, and Safari compatible)
- Operating system independent (e.g., Windows, Linux, iOS, and Android)
- Software API for customized, embedded applications
- Supports multiple IP protocols (e.g., TCP, UDP, HTTP, HTTPS, etc.)
- Supports popular encrypted voice / messaging apps (e.g., Signal)
- Alternate AT commands & RS-232 interface
 - Drop-in upgrade for NAL A3LA products
 - Easy integration with serial-based systems
- Multiple GPIO pins for control (including external ON / OFF)





Applications

- Land mobile, maritime, and aviation data upload / download from diverse platforms
- Unmanned Systems C2 and Sensor Data
 - Land Robotics
 - Maritime Sensing
 - Aviation Platforms
- Remote Sensor M2M / IoT Monitoring & Control
 - Weather Stations
 - Maritime Buoys
 - Environmental Monitoring
 - Infrastructure (Utilities, Oil, Gas)
- Low-Profile Vehicle Data Links
 - Encrypted Data & Voice
 - Platform System Monitoring



FRONT

BACK



- DB-25 with Custom Pinout
- Power
 - Serial (RS-232)
 - Ethernet
 - GPIO

What's In the Box?


- QS-100 Terminal
- Iridium, WiFi, and GPS Antennas
- Ethernet and Iridium Antenna RF Cables
- Data Adapter
- Quick Start User Guide
- AC to DC Power Supply

Terminal Specifications

Weight:	26.2 oz (0.74 kg)
Dimensions:	8.4" (21.34 cm) x 2.5" (6.86 cm) x 1.5" (3.81 cm)
Operating Temperature:	-20° C to +50° C
Environmental Rating:	IP67 Natural Convection Cooling
Mechanical / Emissions:	MIL-STD-810G / MIL-STD-461E
Power:	Option 1: 10 – 32 VDC (<1.75 A @ 12 VDC)
	Option 2: AC / DC Supply with 12 VDC / 2.0 A (max)
RF Interfaces:	Iridium: TNC Female
	GPS: SMA Female
	Wi-Fi: RP-SMA Female
Data Interfaces:	Physical: DB-25 Male Custom Pinout (Ethernet & RS-232 Serial)
	Wireless: Wi-Fi

Data Adapter

- Breakout for DB-25 Connector
- 5 Minute Setup
- Streamlined Maintenance



Iridium Antenna Options

- All Options:** Passive, Omni-Directional, Helical
Styles: Stub, Mast-Mount, Puck, Blade
Mounting Options: Screw-on, Through-Hole, Bolt, Magnetic
Applications:
- Fixed-site
 - Manned & Unmanned Platforms
 - Maritime, Land-Mobile, and Aviation Solutions



DEFAULT STUB OPTION: SAF9700
 Size: 0.91" (23 mm) D x 2.25" (57 mm) H
 Weight: 1.20 oz (34 g)
 Gain: +2 dBic (at zenith)
 Connector: SMA male

MAST-MOUNT:
SAF9701



PUCK:
SAF9702



BLADE:
Coming Soon

